

CARE AND MAINTENANCE

- Dust often using a clean, soft and dry lint-free cloth.
- Blot spills immediately and wipe with clean, damp cloth.
- Clean by hand with soft cloth using mild soap and water.
- We do not recommend the use of chemical cleaners, abrasives or furniture polish.
- Store indoors during winter to prevent damage from freezing temperatures.

WARRANTY

Z-Shade warrants this product (in residential use) to be free from defects in original materials and workmanship for a period of one (1) year from the date of purchase. If a defect in the original material or workmanship appears during the warranty period; Z-Shade will (at its option) repair or replace the product without charge.

Simply complete a Warranty Claim and be sure the part number, a description of the defect, a copy of your receipt and any photos you have are included. In many cases, simple problems can be solved with a replacement part that can be shipped directly to the consumer for installation/repair.

Our Z-Shade Warranty Claim Form can be found & downloaded from our website: **www.zshadeusa.com** and must be faxed or emailed in (*Claims over the phone will not be accepted.*).

Please FAX your claim to (951)-779-8990 or email to: info@zshadeusa.com
Attn.: Customer Service

This warranty gives you specific legal rights, and you may have other rights which vary from state to state.

RUST: Rust is a natural part of the aging process of steel or iron-based materials and is therefore NOT considered a defect.

NOTE: Failure caused by unreasonable or abusive use, or failure caused by neglect of reasonable and necessary care are not covered by this warranty.

Additionally, acts of nature (including but not limited to wind, hurricanes, tornadoes, and storms) are not covered by this warranty.

USER MANUAL



65lbs Concrete Umbrella Base with Rollers



Z-Shade Co. Ltd.
(855) 4 Z-SHADE
(855) 497-4233

www.zshadeusa.com



Thank you for your purchase of Z-Shade's 65lbs Concrete Umbrella Base with Rollers

Please remove all contents from the package, inspect and review checklist.

CAUTION: To reduce personal injury and damage to your PC65, read and follow this assembly and operation guide. *Save this information for future reference.*

CHECKLIST

Dual-purpose Stem

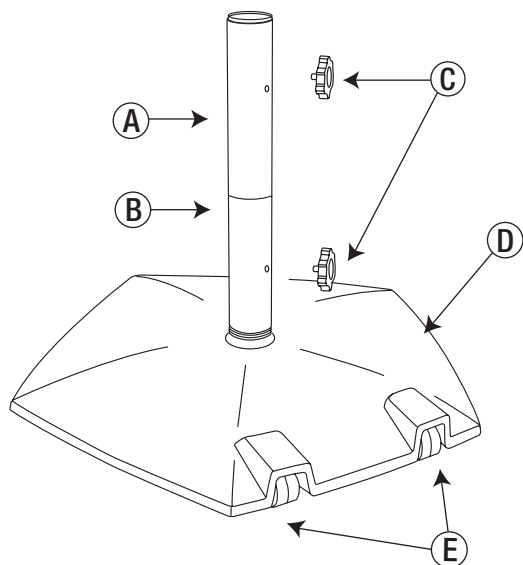
A - Upper Stem

B - Reduced Stem

C - Knobs (2)

D - Base

E - Rollers (2)

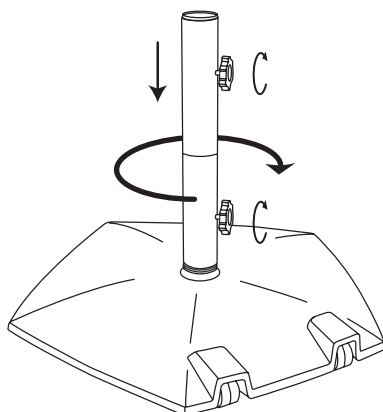


ASSEMBLE BASE

1

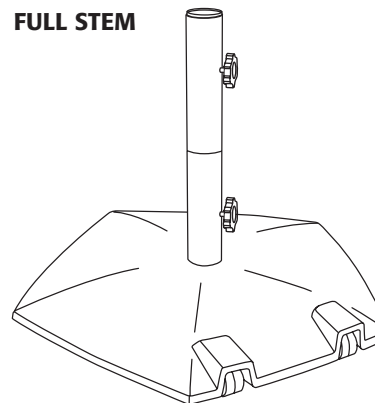
STEP 1 - Carefully remove base from box. Attach dual-purpose stem to base and turn clockwise until stem is fully tightened. Next, screw the 2 knobs into stem.

IMPORTANT: Place base in desired location. Insert umbrella into stem and tighten knobs by turning clockwise to secure umbrella in place.



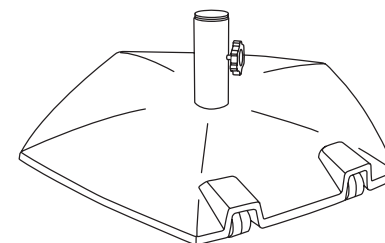
DUAL-PURPOSE STEM FEATURE

FULL STEM



Recommended for
free-standing application

REDUCED STEM



Use reduced stem for
under-the-table application

ROLLER FEATURE

Convenient Rollers: The Z-Shade PC65 umbrella base features two roller wheels which allows for the base to be easily moved when needed. **MOVE WITH CAUTION:** Make sure umbrella is in closed position and free of objects before moving base.

